

MAJOR EMPLOYERS

Employment within the Springfield Metro Area

Cox Health Systems	7,717
St. John's Health System	6,834
Wal-Mart Stores	3,927
Springfield Public Schools	2,822
Missouri State University	2,772
United States Government	2,538
Bass Pro Shops / Tracker Marine	2,525
State of Missouri	2,283
City of Springfield	1,842
Citizens Memorial Healthcare	1,600
Chase Card Services	1,500
O'Reilly Auto Parts	1,300
Paul Mueller Company	1,219
Burlington Northern Santa Fe Railroad	1,050
City Utilities of Springfield	1,018
General Council of the Assemblies of God	968
Prime	950
Kraft Foods	908
SRC Holdings	824
Ozarks Technical Community College	800
T-Mobile USA	800
American National Property & Casualty	761
Greene County	750
Loren Cook Company	725
Associated Wholesale Grocers	705

- The top 25 largest employers account for one-quarter of the total workforce in the Springfield metro area.
- In the Springfield metro area small businesses (less than 100 employees) comprise 97.7% of all business establishments.



COX MEDICAL CENTER, PART OF MEDICAL MILE

HEALTH CARE

Hospital	Beds
St. John's Hospital	1,016
Cox Medical Center South / Walnut Lawn	759
Cox Medical Center North	274
Lakeland Regional Hospital	138
Ozarks Community Hospital	45
Select Specialty Hospital	44

- Springfield's health care system offers every specialty listed by the American Medical Association.
- The health care sector employs nearly 30,000 people and provides an annual economic impact of \$4.5 billion.



COLLEGES & UNIVERSITIES

Missouri State University	19,925
Ozarks Technical Community College	9,102
Drury University	5,100
Southwest Baptist University - Bolivar	3,656
Evangel University	1,911
Central Bible College	636
St. John's School of Nursing, SBU - Springfield	612
Baptist Bible College	565
Cox College of Nursing	437
Vatterott College	420
Assemblies of God Theological Seminary	415
Everest College	402
University of Phoenix	400
Forest Institute of Professional Psychology	225
Webster University	196
Bryan Career College	133

SCHOOLS

	Schools	Teachers	Enrollment
Public Elementary School	36	934	11,142
Public Middle School	11	387	5,301
Public High School	5	452	7,359
Private Elem. / Middle	10	109	1,916
Private High School	5	73	631

Student-Teacher Ratio

Public Elementary School	18.8 : 1
Public Middle School	18.4 : 1
Public High School	24.0 : 1
Private Elem. / Middle	17.6 : 1
Private High School	8.6 : 1

- The average teacher experience in the SPS system is 13 years and 58% of faculty have a Masters Degree.



RECENTLY RENOVATED CENTRAL HIGH SCHOOL

INCOME & WAGE RATES

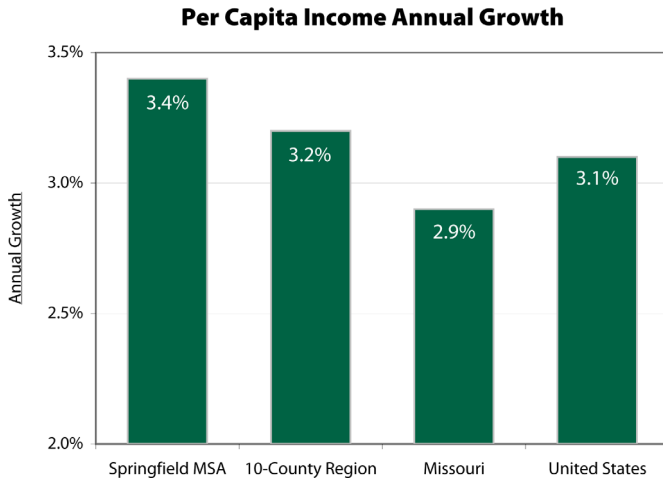
Springfield Metro Area Per Capita Income: \$29,577

Springfield Metro Area Average Wage Per Job: \$31,809

Springfield Metro Mean Household Income: \$54,768

SOURCE: Bureau Of Economic Analysis, Bureau Of The Census

Per Capita Income Annual Growth Comparison



SOURCE: Bureau Of Economic Analysis

Office & Clerical

	National	Springfield
Administrative Assistant	\$19.57	\$15.97
General Office Clerk	\$12.48	\$11.40
Receptionist	\$11.82	\$9.35
Accounting Clerk	\$15.76	\$13.00
Office Manager	\$22.89	\$20.71

Professional & Technical

	National	Springfield
Accountant / Auditor	\$30.37	\$22.30
Computer Programmer	\$34.62	\$22.99
Mechanical Engineer	\$36.12	\$32.22
Marketing Manager	\$54.52	\$39.44
Human Resources Manager	\$47.98	\$38.72

Manufacturing & Maintenance

	National	Springfield
Maintenance & Repair Worker	\$16.51	\$13.65
Janitor	\$10.92	\$10.16
First Line Supervisor (Prod. & Oper.)	\$24.88	\$21.82
Tool / Die Maker	\$22.36	\$15.99
Sheet Metal Worker	\$20.50	\$15.11

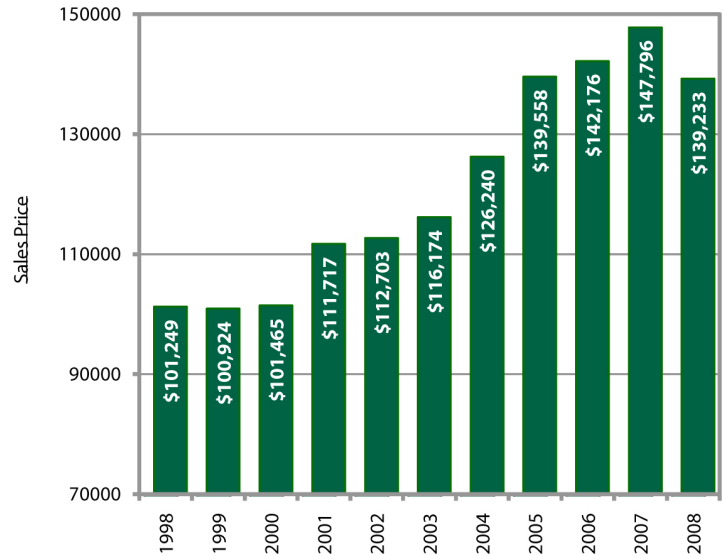
Miscellaneous

	National	Springfield
Welder	\$16.33	\$15.40
Truck Driver (Light/Delivery)	\$13.86	\$12.06
Mail Clerk	\$12.32	\$9.94
Training & Development Specialist	\$25.50	\$18.14
Customer Service Representative	\$14.93	\$12.55

SOURCE: Bureau of Labor Statistics

HOUSING

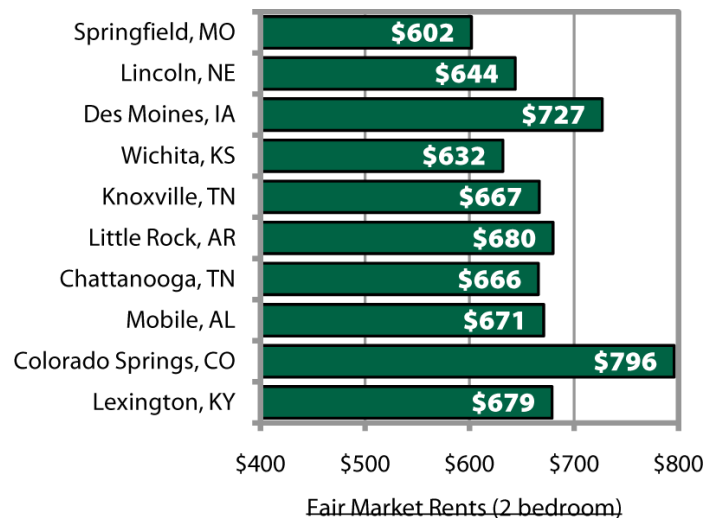
Average Home Sales Price Trends



SOURCE: Greater Springfield Board Of Realtors



Fair Market Rents Comparison



SOURCE: U.S. Dept. of Housing & Urban Development