

## MAJOR EMPLOYERS

Employment within the Springfield Metro Area

St. John's Health System	6,841
Cox Health Systems	6,355
Wal-Mart Stores	3,927
Springfield Public Schools	3,154
Missouri State University	3,065
United States Government	2,800
State of Missouri	2,346
Bass Pro Shops / Tracker Marine	2,326
Citizens Memorial Healthcare	1,600
City of Springfield	1,540
Chase Card Services	1,350
O'Reilly Auto Parts	1,308
City Utilities of Springfield	1,019
Burlington Northern Santa Fe Railroad	950
Kraft Foods	908
General Council of the Assemblies of God	881
SRC Holdings	824
Ozarks Technical Community College	800
Prime	800
T-Mobile USA	800
American National Property & Casualty	788
Greene County	733
Paul Mueller Company	730
Loren Cook Company	725
Associated Wholesale Grocers	717

- The top 25 largest employers account for one-quarter of the total workforce in the Springfield metro area.
- In the Springfield metro area, 95% of businesses have fewer than 50 employees.



COX MEDICAL CENTER, PART OF MEDICAL MILE

## HEALTH CARE

Hospital	Beds
St. John's Hospital	1,016
Cox Medical Center South / Walnut Lawn	759
Cox Medical Center North	274
Lakeland Regional Hospital	138
Ozarks Community Hospital	45
Select Specialty Hospital	44

- Springfield's health care system offers every specialty listed by the American Medical Association.
- The health care sector employs nearly 30,000 people and provides an annual economic impact of \$4.5 billion.



MISSOURI STATE UNIVERSITY

## COLLEGES & UNIVERSITIES

Missouri State University	20,842
Ozarks Technical Community College	10,308
Drury University	4,210
Southwest Baptist University - Bolivar	3,656
Evangel University	1,955
Central Bible College	676
St. John's School of Nursing, SBU - Springfield	612
Baptist Bible College	557
Cox College of Nursing	437
Vatterott College	405
Everest College	402
University of Phoenix	400
Assemblies of God Theological Seminary	334
Forest Institute of Professional Psychology	225
Webster University	220
Bryan Career College	133

## SCHOOLS

	Schools	Teachers	Enrollment
Public Elementary School	36	607	11,311
Public Middle School	11	260	5,341
Public High School	5	349	7,307
Private Elem. / Middle	12	183	2,674
Private High School	5		

### Student-Teacher Ratio

Public Elementary School	18.6 : 1
Public Middle School	20.5 : 1
Public High School	20.9 : 1
Private Elem. / Middle	14.4 : 1
Private High School	

- The average teacher experience in the SPS system is 13 years and 58% of faculty have a Masters Degree.



RECENTLY RENOVATED CENTRAL HIGH SCHOOL

## INCOME & WAGE RATES

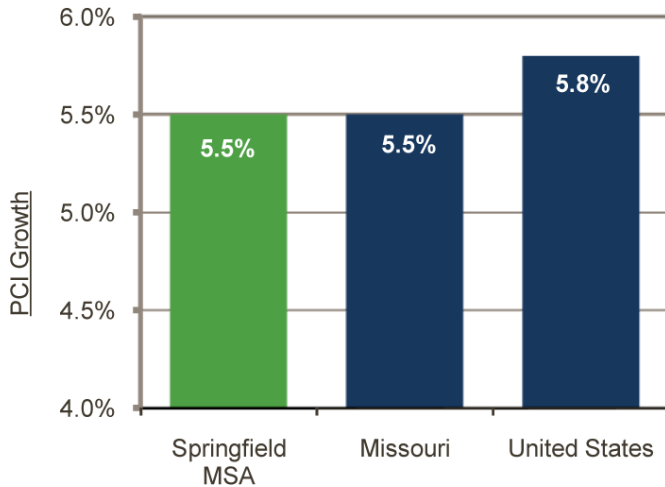
**Springfield Metro Area Per Capita Income:** \$30,104

**Springfield Metro Area Average Wage Per Job:** \$34,022

**Springfield Metro Mean Household Income:** \$57,476

SOURCE: Bureau Of Economic Analysis, Bureau Of The Census

### Per Capita Income Annual Growth



SOURCE: Bureau Of Economic Analysis

### Office & Clerical

	National	Springfield
Administrative Assistant	\$19.57	\$22.75
General Office Clerk	\$12.90	\$11.68
Receptionist	\$12.21	\$9.99
Accounting Clerk	\$16.25	\$13.63
Office Manager	\$23.42	\$20.13

### Professional & Technical

	National	Springfield
Accountant / Auditor	\$31.65	\$24.37
Computer Programmer	\$35.32	\$24.18
Mechanical Engineer	\$37.59	\$34.01
Marketing Manager	\$56.81	\$38.70
Human Resources Manager	\$49.96	\$41.47

### Manufacturing & Maintenance

	National	Springfield
Maintenance & Repair Worker	\$17.13	\$14.35
Janitor	\$11.30	\$10.64
First Line Supervisor (Prod. & Oper.)	\$25.72	\$22.96
Tool / Die Maker	\$23.17	\$17.26
Sheet Metal Worker	\$21.30	\$16.17

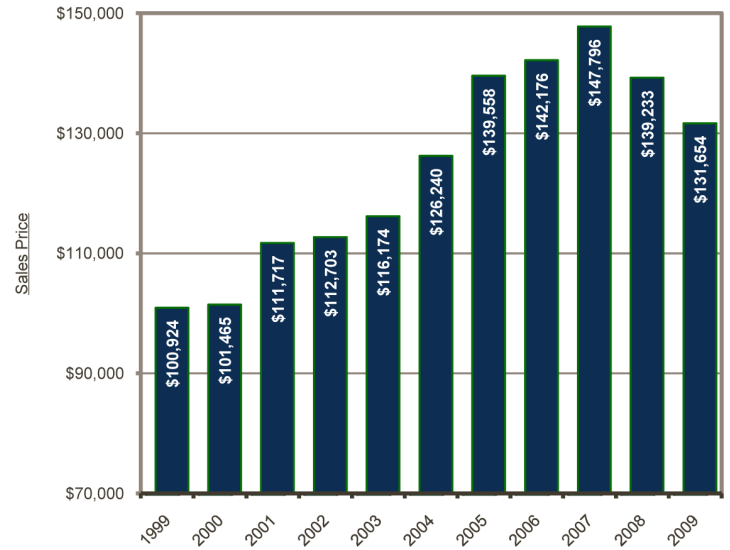
### Miscellaneous

	National	Springfield
Welder	\$17.01	\$15.73
Truck Driver (Light/Delivery)	\$14.55	\$12.53
Mail Clerk	\$12.70	\$10.04
Training & Development Specialist	\$26.36	\$20.84
Customer Service Representative	\$15.28	\$12.40

SOURCE: Bureau of Labor Statistics

## HOUSING

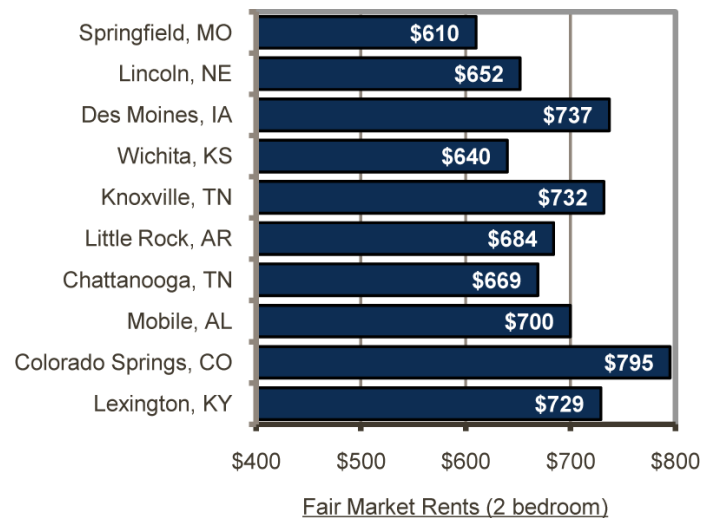
### Average Home Sales Price Trends



SOURCE: Greater Springfield Board Of Realtors



### Fair Market Rents Comparison



SOURCE: U.S. Dept. of Housing & Urban Development