



2007 Utility Bill Comparisons for Selected U.S. Cities


- Electricity




- Natural Gas



- Water



- Wastewater





The information in this book has been compiled to ensure maximum accuracy at the time of publication. All utility figures were calculated by the participating companies. Cities not listed under particular categories did not provide applicable utility figures.

Memphis Light, Gas and Water Division cannot guarantee the correctness of the information furnished and cannot be responsible for errors or omissions. For more information about the survey, please call (901) 528-4607.

We are proud to present the 2007 *Utility Bill Comparisons for Selected U.S. Cities: Electricity, Natural Gas, Water and Wastewater.*

This publication is compiled by Memphis Light, Gas and Water Division, Memphis, Tennessee. This survey compares residential, commercial, and industrial electric, natural gas, water and wastewater bills at various use levels at rates in effect on January 1, 2007. Only **FIRM RATES** are used in the calculations of the bills. Cities were selected on the basis of size and geographic location.

The following guidelines were used in providing the utility figures:

- Taxes not booked as revenue by the utility are excluded.
- Special discounts for early payment are excluded.
- Seasonal rates are used when applicable.
- Calculations are based on monthly consumption.
- Special rates are not used for electric space and water heating.



Participating Cities

Rates in effect January 1, 2007

- Austin, TX
- Chattanooga, TN
- Detroit, MI
- Dalton, GA
- Fairbanks, AK
- Indianapolis, IN
- Knoxville, TN
- Los Angeles, CA
- Miami, FL
- Nashville, TN
- Omaha, NE
- Phoenix, AZ
- Salt Lake City, UT
- Seattle, WA
- St. Louis, MO
- Baltimore, MD
- Chicago, IL
- Columbia, SC
- District of Columbia
- Gainesville, FL
- Jackson, MS
- Las Vegas, NV
- Louisville, KY
- Milwaukee, WI
- New Orleans, LA
- Orlando, FL
- Reno, NV
- San Antonio, TX
- Springfield, MO
- Tallahassee, FL
- Bellevue, WA
- Cincinnati, OH
- Columbus, OH
- El Paso, TX
- Fort Pierce, FL
- Jacksonville, FL
- Lincoln, NE
- Manchester, NH
- Mobile, AL
- New York, NY
- Pensacola, FL
- Roanoke, VA
- San Francisco, CA
- Springfield, VA
- Boston, MA
- Denver, CO
- Dallas, TX
- Evansville, IN
- Huntsville, AL
- Kissimmee, FL
- Little Rock, AR
- Memphis, TN
- Myrtle Beach, SC
- Oklahoma City, OK
- Philadelphia, PA
- Rosemead, CA
- San Jose, CA
- Southaven, MS

Table of Contents

About MLGW 2

Electricity

Residential 3

Commercial 4

Industrial 5

Natural Gas

Residential 6

Commercial 7

Industrial 8

Water

Residential 9

Wastewater


Residential 10

Water and Wastewater

Commercial 11

Industrial 12

Average Monthly Residential Utility Bills 13



Memphis Light, Gas and Water Division (MLGW) is the largest three-service municipal utility system in the nation. It is the distributor of electricity, natural gas and water within Memphis and the majority of Shelby County.

ELECTRICITY

MLGW purchases electricity from the Tennessee Valley Authority (TVA), a federal agency that sells electricity on a non-profit basis to its 158 distributors. MLGW is TVA's largest distributor, purchasing approximately eleven percent of TVA's power. There are four different connection points with TVA; any three of these points are capable of supplying MLGW's peak system demand of approximately 3,500,000 kilowatts. MLGW serves more than 420,000 electric customers.

NATURAL GAS

MLGW currently purchases natural gas and transports it across three open access pipeline companies, Texas Gas Transmission Corporation, ANR Pipeline Company and Trunkline Gas Company. MLGW furnishes over 20 billion cubic feet of gas per year to its 315,000 gas customers. MLGW has adequate natural gas under contract to supply the present needs of its customers plus substantially higher demands. Large industrial customers have the option of firm service, interruptible service or transportation service for privately purchased gas. By offering a variety of purchase options, MLGW has been able to keep residential, commercial and industrial gas rates extremely competitive with other major U.S. cities.

ARTESIAN WATER

MLGW owns and operates one of the largest artesian water systems in the world. On a peak day, MLGW can deliver approximately 257 million gallons of water to more than 250,000 customers. In the layer of water-bearing sands beneath the city, there is an abundant supply of naturally pure, high-quality water that will accommodate the daily needs of a city several times the size of Memphis.

WASTEWATER

Wastewater treatment facilities are provided by the City of Memphis Public Works Department. Total system treatment capacity is 225 million gallons (MGD) per day. Currently, the daily usage throughout the system stands at about 165 million gallons per day, well below capacity.

MLGW has the necessary facilities to supply the utility needs of the growing Memphis economy. MLGW is proud to provide these services in the community at one of the lowest combined utility rates in the nation. The MLGW Economic Development Department works in partnership with the Memphis Area Chamber of Commerce to promote commercial and industrial development in Memphis and Shelby County by encouraging and facilitating the expansion of local industry and the relocation of new industry. The economic growth and development of the Memphis community is a primary concern of MLGW as it strives to improve the quality of life for all of its customers.

RESIDENTIAL ELECTRIC BILLS

Rates in effect January 1, 2007

| City | Utility Company | 0 kWh | 500 kWh | 1000 kWh | 1500 kWh | 2000 kWh | 3000 kWh |
|--------------------|--|---------|----------|-----------------|----------|----------|----------|
| 1. St. Louis | AmerenUE | \$7.25 | \$34.35 | \$57.05 | \$75.35 | \$93.65 | \$130.25 |
| 2. Seattle | Seattle City Light | \$22.55 | \$42.38 | \$62.20 | \$101.85 | \$141.50 | \$220.80 |
| 3. San Antonio | CPS Energy | \$4.25 | \$34.27 | \$64.28 | \$94.30 | \$124.31 | \$184.34 |
| 4. Louisville | Louisville Gas and Electric Company | \$4.99 | \$35.19 | \$65.40 | \$95.60 | \$125.81 | \$186.22 |
| 5. Springfield | City Utilities of Springfield, MO | \$6.25 | \$37.95 | \$68.40 | \$93.85 | \$119.30 | \$170.20 |
| 6. Lincoln | Lincoln Electric System | \$7.80 | \$39.73 | \$70.43 | \$96.20 | \$121.97 | \$173.50 |
| 7. Huntsville | Huntsville Utilities | \$5.77 | \$38.18 | \$70.58 | \$85.87 | \$140.19 | \$213.01 |
| 8. Oklahoma City | OG&E Electric Services | \$6.61 | \$47.48 | \$73.33 | \$95.45 | \$117.57 | \$161.78 |
| 9. Jackson, TN | Jackson Energy Authority | \$6.27 | \$41.05 | \$75.82 | \$110.60 | \$145.37 | \$214.92 |
| 10. Indianapolis | Indianapolis Power and Light Company | \$6.70 | \$49.25 | \$76.00 | \$102.76 | \$117.31 | \$158.61 |
| 11. Chattanooga | Electric Power Board | \$6.97 | \$41.59 | \$76.21 | \$110.83 | \$145.45 | \$214.69 |
| 12. Knoxville | Knoxville Utilities Board | \$6.09 | \$41.32 | \$76.54 | \$111.77 | \$146.99 | \$217.44 |
| 13. Salt Lake City | PacifiCorp, dba Rocky Mountain Power | \$1.95 | \$39.52 | \$77.09 | \$114.66 | \$152.23 | \$227.37 |
| 14. Omaha | Omaha Public Power Division | \$7.50 | \$42.91 | \$77.59 | \$103.78 | \$129.96 | \$182.33 |
| 15. Memphis | Memphis Light, Gas and Water | \$9.49 | \$43.77 | \$78.04 | \$112.32 | \$146.59 | \$223.68 |
| 16. Bellevue | Puget Sound Energy, Inc. | \$5.75 | \$38.87 | \$78.80 | \$120.43 | \$162.07 | \$245.34 |
| 17. Roanoke | Appalachian Power Company | \$8.50 | \$44.47 | \$80.35 | \$116.15 | \$151.94 | \$223.53 |
| 18. Nashville | Nashville Electric Service | \$8.39 | \$45.29 | \$82.19 | \$119.09 | \$155.99 | \$229.79 |
| 19. Myrtle Beach | Santee Cooper | \$6.85 | \$45.92 | \$84.99 | \$124.06 | \$163.13 | \$241.28 |
| *20. Jackson, MS | Entergy Mississippi, Inc. | \$6.03 | \$56.62 | \$87.17 | \$117.75 | \$148.32 | \$209.47 |
| *20. Southaven | Entergy Mississippi, Inc. | \$6.03 | \$56.62 | \$87.17 | \$117.75 | \$148.32 | \$209.47 |
| 22. Austin | Austin Energy | \$6.00 | \$40.47 | \$87.28 | \$134.10 | \$180.91 | \$274.54 |
| 23. Jacksonville | Jacksonville Electric Authority | \$5.50 | \$46.92 | \$88.33 | \$129.75 | \$171.16 | \$253.99 |
| 24. Denver | Public Service Company of Colorado | \$7.09 | \$47.84 | \$88.59 | \$131.66 | \$172.56 | \$254.39 |
| 25. Evansville | Vectren Energy Delivery of Indiana | \$4.35 | \$94.62 | \$94.62 | \$138.07 | \$181.50 | \$268.40 |
| 26. Orlando | Orlando Utilities Commission | \$7.00 | \$52.48 | \$97.95 | \$153.43 | \$208.90 | \$319.85 |
| 27. Pensacola | Gulf Power Company | \$10.00 | \$54.67 | \$99.32 | \$143.99 | \$188.64 | \$277.96 |
| 28. Phoenix | Arizona Public Service | \$7.84 | \$52.19 | \$100.66 | \$143.60 | \$186.53 | \$272.40 |
| 29. Cincinnati | Duke Energy Ohio | \$4.59 | \$52.68 | \$100.76 | \$132.12 | \$163.50 | \$225.79 |
| 30. Gainesville | Gainesville Regional Utilities | \$5.17 | \$46.17 | \$101.92 | \$163.92 | \$225.92 | \$339.92 |
| 31. Little Rock | Entergy Arkansas, Inc | \$6.94 | \$54.69 | \$102.43 | \$135.07 | \$167.69 | \$220.86 |
| 32. Las Vegas | Sierra Pacific Power Company | \$6.00 | \$58.40 | \$103.50 | \$152.26 | \$201.00 | \$298.50 |
| 33. Chicago | Commonwealth Edison Company | \$7.67 | \$55.00 | \$104.14 | \$151.47 | \$198.78 | \$293.42 |
| 34. New Orleans | Entergy New Orleans, Inc. | \$8.28 | \$53.20 | \$104.20 | \$151.93 | \$199.63 | \$295.05 |
| 35. Los Angeles | Los Angeles Department Of Water & Power | \$7.00 | \$53.18 | \$106.05 | \$158.93 | \$211.80 | \$317.55 |
| 36. Kissimmee | Kissimmee Utility Authority | \$10.17 | \$59.50 | \$108.82 | \$158.15 | \$207.47 | \$306.12 |
| 37. Milwaukee | We Energies (Wisconsin Electric Power Company) | \$6.81 | \$58.25 | \$109.46 | \$159.40 | \$209.34 | \$309.22 |
| 38. Detroit | Detroit Edison Energy | \$0.00 | \$52.51 | \$111.93 | \$171.50 | \$231.06 | \$350.18 |
| 39. El Paso | El Paso Electric Company | \$4.50 | \$66.41 | \$128.32 | \$190.23 | \$252.14 | \$375.96 |
| 40. Reno | Sierra Pacific Power Company | \$6.00 | \$68.21 | \$130.40 | \$192.61 | \$254.80 | \$379.20 |
| 41. Tallahassee | City of Tallahassee | \$5.75 | \$71.60 | \$137.44 | \$203.29 | \$269.13 | \$400.82 |
| 42. Manchester | Public Service of New Hampshire | \$7.96 | \$70.75 | \$142.53 | \$209.82 | \$277.10 | \$411.67 |
| 43. Fairbanks | Golden Valley Electric Association | \$15.00 | \$80.45 | \$145.89 | \$211.35 | \$276.79 | \$407.68 |
| 44. Boston | NSTAR Electric & Gas | \$6.43 | \$100.27 | \$194.10 | \$287.94 | \$381.77 | \$569.44 |
| 45. Rosemead | Southern California Edison | \$1.77 | \$66.54 | \$204.26 | \$360.11 | \$515.95 | \$827.43 |

* Denotes tied for position.

COMMERCIAL ELECTRIC BILLS

Rates in effect January 1, 2007

| 40 kW 5,000 kWh Per Month | | 40 kW 20,000 kWh Per Month | | 100 kW 20,000 kWh Per Month | | 1500 kW 100,000 kWh Per Month | |
|------------------------------|------------|-------------------------------|------------|--------------------------------|------------|----------------------------------|-------------|
| 1. Las Vegas | \$158.28 | 1. Lincoln | \$966.50 | 1. Seattle | \$1,037.00 | 1. Seattle | \$5,699.15 |
| 2. Seattle | \$275.50 | 2. Louisville | \$1,008.35 | 2. St. Louis | \$1,064.00 | 2. St. Louis | \$6,626.00 |
| 3. St. Louis | \$283.75 | 3. Salt Lake City | \$1,009.50 | 3. Omaha | \$1,327.42 | 3. Evansville | \$9,737.22 |
| 4. Lincoln | \$313.80 | 4. Springfield, MO | \$1,091.20 | 4. Oklahoma City | \$1,413.37 | 4. Little Rock | \$11,581.54 |
| 5. Oklahoma City | \$324.99 | 5. St. Louis | \$1,093.25 | 5. Roanoke | \$1,497.88 | 5. Oklahoma City | \$11,644.41 |
| 6. Omaha | \$330.45 | 6. Seattle | \$1,102.00 | 6. Springfield, MO | \$1,504.00 | *6. Jackson, MS | \$12,339.99 |
| 7. Huntsville | \$379.05 | 7. Omaha | \$1,112.45 | 7. Lincoln | \$1,647.50 | *6. Southaven | \$12,339.99 |
| 8. Chattanooga | \$399.42 | 8. Oklahoma City | \$1,121.17 | 8. Evansville | \$1,652.95 | 8. Phoenix | \$13,155.00 |
| 9. Jackson, TN | \$401.60 | 9. Roanoke | \$1,124.65 | 9. Louisville | \$1,662.13 | 9. Omaha | \$13,860.83 |
| 10. Jacksonville | \$404.90 | 10. Myrtle Beach | \$1,239.55 | 10. Little Rock | \$1,669.44 | 10. Springfield, MO | \$13,940.00 |
| 11. Memphis | \$410.57 | 11. Chicago | \$1,249.27 | 11. Salt Lake City | \$1,678.18 | 11. Gainesville | \$15,811.98 |
| 12. Knoxville | \$410.70 | 12. Evansville | \$1,252.24 | 12. Jacksonville | \$1,741.60 | 12. Orlando | \$16,045.00 |
| 13. Bellevue | \$419.40 | 13. Denver | \$1,280.34 | 13. Pensacola | \$1,838.60 | 13. Jacksonville | \$16,343.00 |
| 14. Nashville | \$436.07 | 14. Huntsville | \$1,318.85 | 14. Huntsville | \$1,850.95 | 14. New Orleans | \$16,836.53 |
| 15. Roanoke | \$445.27 | 15. Indianapolis | \$1,337.71 | 15. Indianapolis | \$1,865.21 | 15. Las Vegas | \$16,874.04 |
| 16. Evansville | \$464.29 | 16. Chattanooga | \$1,381.22 | 16. Orlando | \$1,942.60 | 16. Bellevue | \$17,372.60 |
| 17. Little Rock | \$474.44 | 17. Phoenix | \$1,391.18 | 17. Myrtle Beach | \$1,950.55 | 17. Pensacola | \$18,715.00 |
| 18. Orlando | \$490.45 | 18. Little Rock | \$1,392.18 | *18. Jackson, MS | \$1,951.85 | 18. Louisville | \$18,952.57 |
| 19. Springfield, MO | \$503.20 | 19. Knoxville | \$1,412.30 | *18. Southaven | \$1,951.85 | 19. Chicago | \$18,992.87 |
| 20. Gainesville | \$516.21 | 20. Jackson, TN | \$1,417.95 | 20. Chicago | \$1,960.33 | 20. Indianapolis | \$19,092.73 |
| 21. Kissimmee | \$560.28 | 21. Pensacola | \$1,513.40 | 21. Chattanooga | \$1,964.72 | 21. Salt Lake City | \$20,075.77 |
| 22. Pensacola | \$567.20 | 22. Cincinnati | \$1,519.85 | 22. Jackson, TN | \$1,974.45 | 22. Manchester | \$20,471.02 |
| 23. Chicago | \$568.78 | 23. Memphis | \$1,523.62 | 23. Gainesville | \$2,002.17 | 23. Rosemead | \$20,989.31 |
| *24. Jackson, MS | \$597.05 | 24. Austin | \$1,534.60 | 24. Knoxville | \$2,014.30 | 24. Huntsville | \$21,111.00 |
| *24. Southaven | \$597.05 | 25. Nashville | \$1,576.69 | 25. Bellevue | \$2,086.24 | 25. Jackson, TN | \$21,459.00 |
| 26. Salt Lake City | \$605.05 | 26. Jacksonville | \$1,600.10 | 26. Memphis | \$2,119.62 | 26. Myrtle Beach | \$21,538.15 |
| 27. Louisville | \$626.66 | 27. Bellevue | \$1,629.43 | 27. Denver | \$2,128.14 | 27. Knoxville | \$21,880.00 |
| 28. New Orleans | \$629.94 | *28. Jackson, MS | \$1,681.77 | 28. Las Vegas | \$2,193.10 | 28. Chattanooga | \$22,089.45 |
| 29. Reno | \$656.00 | *28. Southaven | \$1,681.77 | 29. Nashville | \$2,195.19 | 29. Memphis | \$22,425.84 |
| 30. Fairbanks | \$665.32 | 30. Los Angeles | \$1,702.00 | 30. Austin | \$2,293.60 | 30. Tallahassee | \$22,771.00 |
| 31. Myrtle Beach | \$677.50 | 31. New Orleans | \$1,863.00 | 31. Phoenix | \$2,306.06 | 31. Denver | \$23,031.39 |
| 32. Phoenix | \$726.52 | 32. Las Vegas | \$1,900.90 | 32. Kissimmee | \$2,484.54 | 32. Fairbanks | \$23,278.45 |
| 33. Austin | \$763.15 | 33. Orlando | \$1,937.80 | 33. Cincinnati | \$2,525.78 | 33. Lincoln | \$23,425.00 |
| 34. Denver | \$765.24 | 34. Kissimmee | \$1,951.14 | 34. Rosemead | \$2,542.38 | 34. Austin | \$24,118.00 |
| 35. Rosemead | \$799.47 | 35. Rosemead | \$2,101.38 | 35. New Orleans | \$2,543.98 | 35. Nashville | \$24,136.22 |
| 36. Manchester | \$818.91 | 36. Gainesville | \$2,133.23 | 36. Reno | \$2,701.80 | 36. Kissimmee | \$25,160.12 |
| 37. Cincinnati | \$870.29 | 37. El Paso | \$2,212.80 | 37. Manchester | \$2,802.57 | 37. Roanoke | \$25,463.45 |
| 38. Tallahassee | \$874.65 | 38. Reno | \$2,244.60 | 38. Tallahassee | \$2,820.60 | 38. Cincinnati | \$25,482.34 |
| 39. Los Angeles | \$904.00 | 39. Tallahassee | \$2,286.60 | 39. Fairbanks | \$3,147.43 | 39. Reno | \$25,702.74 |
| 40. Indianapolis | \$939.12 | 40. Manchester | \$2,403.20 | 40. El Paso | \$3,175.20 | 40. Boston | \$36,631.57 |
| 41. El Paso | \$994.80 | 41. Fairbanks | \$2,601.28 | 41. Boston | \$4,083.48 | 41. El Paso | \$37,347.00 |
| 42. Boston | \$1,140.99 | 42. Boston | \$3,286.65 | 42. Los Angeles | \$4,180.00 | 42. Los Angeles | \$42,385.00 |

* Denotes tied for position.

INDUSTRIAL ELECTRIC BILLS

Rates in effect January 1, 2007

| 1,500 kW 400,000 kWh Per Month | | 10,000 kW 5,000,000 kWh Per Month | | 20,000 kW 10,000,000 kWh Per Month | |
|-----------------------------------|--------------------|--------------------------------------|---------------------|---------------------------------------|---------------------|
| 1. St. Louis | \$18,516.00 | 1. Omaha | \$176,985.00 | 1. Lincoln | \$314,426.67 |
| 2. Seattle | \$19,236.11 | 2. Salt Lake City | \$189,494.44 | 2. St. Louis | \$333,010.00 |
| 3. Salt Lake City | \$20,961.06 | 3. St. Louis | \$192,566.00 | 3. Omaha | \$351,785.00 |
| 4. Omaha | \$21,610.83 | 4. Louisville | \$206,158.67 | 4. Salt Lake City | \$378,823.02 |
| 5. Oklahoma City | \$22,940.51 | 5. Seattle | \$216,063.38 | 5. Louisville | \$412,199.97 |
| 6. Louisville | \$23,390.80 | 6. Oklahoma City | \$216,519.11 | 6. Roanoke | \$417,779.93 |
| 7. Evansville | \$24,960.15 | 7. Lincoln | \$222,093.33 | 7. Oklahoma City | \$424,769.11 |
| 8. Springfield, MO | \$25,700.00 | 8. Roanoke | \$247,340.96 | 8. Seattle | \$432,126.77 |
| 9. Indianapolis | \$28,927.67 | 9. Jackson, TN | \$252,850.00 | 9. Jackson, TN | \$501,600.00 |
| *10. Jackson, MS | \$29,201.59 | 10. Indianapolis | \$254,390.67 | 10. Indianapolis | \$506,310.67 |
| *10. Southaven | \$29,201.59 | 11. Evansville | \$254,850.75 | 11. Evansville | \$509,695.95 |
| 12. Lincoln | \$29,545.00 | 12. Springfield, MO | \$255,200.00 | 12. Springfield, MO | \$509,750.00 |
| 13. Myrtle Beach | \$30,162.35 | 13. Myrtle Beach | \$272,519.00 | 13. Myrtle Beach | \$543,838.00 |
| 14. Little Rock | \$30,500.88 | 14. Bellevue | \$274,582.22 | 14. Bellevue | \$549,167.41 |
| 15. Jacksonville | \$30,997.00 | *15. Jackson, MS | \$285,479.06 | *15. Jackson, MS | \$569,434.53 |
| 16. Phoenix | \$31,717.00 | *15. Southaven | \$285,479.06 | *15. Southaven | \$569,434.53 |
| 17. Bellevue | \$32,279.40 | 17. Denver | \$292,847.39 | 17. Denver | \$585,547.39 |
| 18. Roanoke | \$32,488.97 | 18. Little Rock | \$299,318.88 | 18. Chattanooga | \$592,000.00 |
| 19. Denver | \$32,733.39 | 19. Chattanooga | \$299,850.00 | 19. Little Rock | \$598,268.88 |
| 20. Huntsville | \$32,799.00 | 20. Nashville | \$305,050.00 | 20. Nashville | \$608,100.00 |
| 21. Jackson, TN | \$33,951.00 | 21. Huntsville | \$307,950.00 | 21. Knoxville | \$610,300.00 |
| 22. Chattanooga | \$34,209.45 | 22. Knoxville | \$312,200.00 | 22. Huntsville | \$610,600.00 |
| 23. Knoxville | \$34,530.00 | 23. Memphis | \$313,800.00 | 23. Memphis | \$615,500.00 |
| 24. Orlando | \$34,885.00 | 24. Jacksonville | \$326,100.00 | 24. Jacksonville | \$652,000.00 |
| 25. Gainesville | \$34,890.15 | 25. Cincinnati | \$327,847.85 | 25. Cincinnati | \$655,181.35 |
| 26. Pensacola | \$35,020.00 | 26. Phoenix | \$340,384.00 | 26. Phoenix | \$680,734.00 |
| 27. Memphis | \$35,172.84 | 27. Orlando | \$355,015.00 | 27. Los Angeles | \$688,227.00 |
| 28. Austin | \$35,681.00 | 28. Austin | \$355,300.00 | 28. Orlando | \$710,015.00 |
| 29. Nashville | \$36,706.22 | 29. Pensacola | \$359,405.00 | 29. El Paso | \$710,293.39 |
| 30. New Orleans | \$38,999.89 | 30. El Paso | \$368,443.39 | 30. Austin | \$710,600.00 |
| 31. Las Vegas | \$39,029.48 | 31. Rosemead | \$378,269.63 | 31. Pensacola | \$718,655.00 |
| 32. Cincinnati | \$41,601.58 | 32. Gainesville | \$379,778.69 | 32. Gainesville | \$759,344.19 |
| 33. Los Angeles | \$42,314.00 | 33. Los Angeles | \$404,410.00 | 33. Rosemead | \$771,603.49 |
| 34. Kissimmee | \$45,749.12 | 34. New Orleans | \$427,222.42 | 34. New Orleans | \$854,169.79 |
| 35. Rosemead | \$47,386.22 | 35. Las Vegas | \$431,473.19 | 35. Las Vegas | \$862,762.39 |
| 36. Chicago | \$47,998.47 | 36. Kissimmee | \$464,807.12 | 36. Kissimmee | \$929,557.12 |
| 37. Manchester | \$50,421.82 | 37. Reno | \$544,199.89 | 37. Reno | \$1,087,799.77 |
| 38. Tallahassee | \$50,890.00 | 38. Tallahassee | \$557,698.00 | 38. Tallahassee | \$1,115,348.00 |
| 39. Reno | \$51,750.73 | 39. Fairbanks | \$559,800.00 | 39. Fairbanks | \$1,119,420.00 |
| 40. Fairbanks | \$53,930.60 | 40. Manchester | \$564,557.42 | 40. Manchester | \$1,128,752.42 |
| 41. El Paso | \$57,963.00 | 41. Boston | \$734,224.57 | 41. Boston | \$1,468,074.57 |
| 42. Boston | \$70,702.57 | | | | |

* Denotes tied for position.

RESIDENTIAL GAS BILLS

Rates in effect January 1, 2007

| City | Utility Company | 0 Therms | 30 Therms | 70 Therms | 100 Therms | 200 Therms | 300 Therms |
|---------------------|--------------------------------------|----------|-----------|-----------|------------|-----------------|------------|
| 1. Denver | Public Service Company of Colorado | \$10.12 | \$32.20 | \$61.63 | \$83.71 | \$157.30 | \$230.89 |
| 2. Springfield | City Utilities of Springfield, MO | \$8.25 | \$31.61 | \$62.77 | \$86.13 | \$164.01 | \$241.89 |
| 3. El Paso | Texas Gas Service Company | \$10.39 | \$33.81 | \$65.05 | \$88.47 | \$166.55 | \$253.15 |
| 4. Omaha | Metropolitan Utilities District | \$12.00 | \$36.81 | \$69.90 | \$94.71 | \$177.42 | \$260.13 |
| 5. Louisville | Louisville Gas and Electric Company | \$8.56 | \$35.70 | \$71.88 | \$99.02 | \$189.48 | \$279.94 |
| 6. Detroit | Michigan Consolidated Gas Company | \$8.50 | \$36.27 | \$73.29 | \$101.06 | \$193.62 | \$286.18 |
| 7. Los Angeles | Southern California Gas Company | \$5.00 | \$31.50 | \$70.49 | \$102.48 | \$209.11 | \$315.74 |
| 8. Evansville | Vectren Energy Delivery of Indiana | \$10.75 | \$41.37 | \$81.51 | \$111.07 | \$209.62 | \$308.17 |
| 9. Southaven | Atmos Energy | \$6.95 | \$37.62 | \$78.52 | \$109.20 | \$211.45 | \$313.70 |
| 10. Little Rock | CenterPoint Energy | \$10.26 | \$45.23 | \$89.86 | \$119.34 | \$218.96 | \$318.58 |
| 11. San Antonio | CPS Energy | \$6.81 | \$39.24 | \$82.47 | \$114.90 | \$222.98 | \$331.07 |
| 12. Indianapolis | Citizens Gas & Coke Company | \$10.00 | \$44.12 | \$87.72 | \$119.49 | \$225.38 | \$331.27 |
| 13. Austin | Texas Gas Service Company | \$7.75 | \$40.67 | \$84.57 | \$117.49 | \$227.23 | \$336.97 |
| 14. Las Vegas | Southwest Gas Corporation | \$8.50 | \$45.79 | \$90.72 | \$122.28 | \$227.47 | \$332.65 |
| 15. Chattanooga | Chattanooga Gas Company | \$12.00 | \$46.81 | \$90.15 | \$122.33 | \$229.59 | \$336.85 |
| 16. Milwaukee | We Energies (Wisconsin Gas Company) | \$7.60 | \$40.90 | \$85.31 | \$118.61 | \$229.62 | \$340.63 |
| 17. Nashville | Piedmont Natural Gas | \$13.00 | \$45.89 | \$89.73 | \$122.62 | \$232.24 | \$341.86 |
| 18. Gainesville | Gainesville Regional Utilities | \$7.04 | \$41.65 | \$87.80 | \$122.42 | \$237.79 | \$353.18 |
| 19. Chicago | The Peoples Gas Light & Coke Company | \$10.24 | \$50.59 | \$99.00 | \$131.24 | \$238.74 | \$346.23 |
| 20. St. Louis | Laclede Gas | \$12.73 | \$47.56 | \$93.78 | \$127.33 | \$239.19 | \$351.04 |
| 21. Jackson, TN | Jackson Energy Authority | \$6.00 | \$45.55 | \$92.51 | \$128.55 | \$245.06 | \$362.78 |
| 22. Reno | Sierra Pacific Power Company | \$6.50 | \$43.32 | \$92.42 | \$129.23 | \$251.98 | \$374.70 |
| 23. Bellevue | Puget Sound Energy, Inc. | \$6.25 | \$43.33 | \$92.78 | \$129.86 | \$253.48 | \$377.09 |
| 24. Memphis | Memphis Light, Gas and Water | \$7.00 | \$44.69 | \$94.94 | \$132.63 | \$258.26 | \$383.89 |
| 25. Cincinnati | Duke Energy Ohio | \$11.33 | \$48.37 | \$97.77 | \$134.81 | \$258.30 | \$381.78 |
| 26. Huntsville | Huntsville Utilities | \$2.50 | \$42.37 | \$95.53 | \$135.40 | \$268.30 | \$401.20 |
| 27. Springfield | Washington Gas | \$8.80 | \$53.86 | \$108.54 | \$149.54 | \$282.71 | \$414.70 |
| 28. Knoxville | Knoxville Utilities Board | \$5.00 | \$51.93 | \$106.52 | \$147.46 | \$283.94 | \$420.42 |
| 29. New Orleans | NSTAR Electric & Gas | \$8.24 | \$49.64 | \$105.31 | \$148.13 | \$286.58 | \$426.46 |
| 30. Baltimore | Washington Gas | \$10.20 | \$54.59 | \$111.25 | \$152.59 | \$289.10 | \$420.43 |
| 31. Phoenix | Southwest Gas Corporation | \$9.70 | \$52.76 | \$108.74 | \$150.57 | \$290.00 | \$429.44 |
| 32. Tallahassee | City of Tallahassee | \$7.00 | \$50.94 | \$109.52 | \$153.46 | \$299.92 | \$446.38 |
| 33. Washington D.C. | Washington Gas | \$7.85 | \$52.12 | \$111.16 | \$155.43 | \$303.01 | \$450.59 |
| 34. Boston | NSTAR Electric & Gas | \$6.50 | \$59.54 | \$124.36 | \$168.58 | \$315.93 | \$463.29 |

COMMERCIAL GAS BILLS

Rates in effect January 1, 2007

| 200 Therms per month | | 500 Therms per month | | 1000 Therms per month | |
|----------------------|-----------------|----------------------|-----------------|-----------------------|-------------------|
| 1. Gainesville | \$166.20 | 1. Gainesville | \$389.11 | 1. Gainesville | \$760.62 |
| 2. Denver | \$170.67 | 2. Denver | \$396.32 | 2. Denver | \$772.40 |
| 3. Springfield, MO | \$180.76 | 3. Springfield, MO | \$414.40 | 3. Springfield, MO | \$803.80 |
| 4. El Paso | \$183.72 | 4. Omaha | \$439.30 | 4. Omaha | \$861.60 |
| 5. Omaha | \$185.92 | 5. El Paso | \$449.30 | 5. El Paso | \$881.93 |
| 6. Louisville | \$194.61 | 6. Louisville | \$461.87 | 6. Louisville | \$907.31 |
| 7. Detroit | \$209.84 | 7. Los Angeles | \$492.35 | 7. Los Angeles | \$914.39 |
| 8. Evansville | \$211.28 | 8. Detroit | \$494.61 | 8. Evansville | \$963.50 |
| 9. Indianapolis | \$219.15 | 9. Evansville | \$498.20 | 9. Detroit | \$969.22 |
| 10. San Antonio | \$222.98 | 10. Indianapolis | \$523.50 | 10. Indianapolis | \$1,024.60 |
| 11. Los Angeles | \$223.06 | 11. San Antonio | \$547.24 | 11. Milwaukee | \$1,059.13 |
| 12. Milwaukee | \$226.90 | 12. Austin | \$550.95 | 12. San Antonio | \$1,086.85 |
| 13. Austin | \$227.43 | 13. Milwaukee | \$555.85 | 13. Austin | \$1,090.15 |
| 14. Las Vegas | \$249.77 | 14. Las Vegas | \$579.42 | 14. Chicago | \$1,166.91 |
| 15. Bellevue | \$250.29 | 15. Chicago | \$590.67 | 15. Jackson, TN | \$1,186.44 |
| 16. Reno | \$251.92 | 16. Bellevue | \$603.23 | 16. Bellevue | \$1,191.45 |
| 17. St. Louis | \$254.06 | 17. Jackson, TN | \$604.99 | 17. Las Vegas | \$1,195.34 |
| 18. Jackson, TN | \$255.88 | 18. Reno | \$605.79 | 18. Reno | \$1,195.58 |
| 19. Memphis | \$261.98 | 19. St. Louis | \$615.41 | 19. St. Louis | \$1,202.50 |
| 20. Chicago | \$262.55 | 20. Memphis | \$627.95 | 20. Memphis | \$1,237.90 |
| 21. Huntsville | \$269.80 | 21. Cincinnati | \$654.25 | 21. Cincinnati | \$1,259.64 |
| 22. Tallahassee | \$276.95 | 22. Huntsville | \$668.50 | 22. Phoenix | \$1,303.77 |
| 23. Phoenix | \$289.03 | 23. Phoenix | \$673.08 | 23. Huntsville | \$1,333.00 |
| 24. Cincinnati | \$291.00 | 24. Tallahassee | \$674.39 | 24. Tallahassee | \$1,336.78 |
| 25. Springfield | \$292.56 | 25. Springfield | \$696.24 | 25. Springfield | \$1,369.04 |
| 26. Knoxville | \$294.30 | 26. Knoxville | \$702.70 | 26. Knoxville | \$1,374.86 |
| 27. New Orleans | \$308.75 | 27. Baltimore | \$730.58 | 27. Baltimore | \$1,394.73 |
| 28. Boston | \$310.15 | 28. Washington D.C. | \$751.05 | 28. Washington D.C. | \$1,475.70 |
| 29. Washington D.C. | \$316.26 | 29. Boston | \$752.88 | 29. New Orleans | \$1,483.67 |
| 30. Baltimore | \$322.03 | 30. New Orleans | \$764.51 | 30. Boston | \$1,490.75 |

INDUSTRIAL GAS BILLS

Rates in effect January 1, 2007

| 10,000 Therms per month | | 50,000 Therms per month | | 100,000 Therms per month | |
|-------------------------|--------------------|-------------------------|--------------------|--------------------------|--------------------|
| 1. Denver | \$6,906.75 | 1. Los Angeles | \$34,205.90 | 1. Los Angeles | \$67,607.90 |
| 2. Gainesville | \$7,447.80 | 2. Denver | \$34,250.35 | 2. Denver | \$68,429.85 |
| 3. Los Angeles | \$7,484.30 | 3. Gainesville | \$37,168.60 | 3. Gainesville | \$74,319.60 |
| 4. Springfield, MO | \$7,813.00 | 4. Springfield, MO | \$40,120.00 | 4. Springfield, MO | \$79,865.00 |
| 5. Omaha | \$8,388.00 | 5. Omaha | \$41,772.00 | 5. Indianapolis | \$83,313.09 |
| 6. Louisville | \$8,488.72 | 6. Louisville | \$42,183.60 | 6. Omaha | \$83,502.00 |
| 7. El Paso | \$8,599.95 | 7. El Paso | \$42,375.15 | 7. Louisville | \$84,302.19 |
| 8. Evansville | \$9,357.00 | 8. Indianapolis | \$42,988.09 | 8. El Paso | \$84,594.15 |
| 9. Detroit | \$9,512.23 | 9. Memphis | \$44,776.42 | 9. Memphis | \$89,251.42 |
| 10. San Antonio | \$10,105.50 | 10. Evansville | \$45,985.00 | 10. Detroit | \$91,551.80 |
| 11. Milwaukee | \$10,106.90 | 11. Detroit | \$46,013.40 | 11. Evansville | \$91,560.00 |
| 12. Memphis | \$10,163.50 | 12. San Antonio | \$48,001.14 | 12. Milwaukee | \$95,658.75 |
| 13. Austin | \$10,239.00 | 13. Las Vegas | \$48,653.35 | 13. San Antonio | \$95,676.36 |
| 14. Las Vegas | \$10,410.67 | 14. Milwaukee | \$48,815.21 | 14. Las Vegas | \$96,456.70 |
| 15. Chicago | \$10,672.42 | 15. Austin | \$49,985.00 | 15. Austin | \$99,820.00 |
| 16. Indianapolis | \$10,728.09 | 16. Chicago | \$50,821.47 | 16. Chicago | \$101,313.06 |
| 17. Phoenix | \$11,105.30 | 17. Bellevue | \$51,478.85 | 17. Bellevue | \$102,734.10 |
| 18. Knoxville | \$11,123.08 | 18. Phoenix | \$52,646.50 | 18. Phoenix | \$104,573.00 |
| 19. St. Louis | \$11,384.40 | 19. Knoxville | \$53,711.40 | 19. Knoxville | \$104,816.80 |
| 20. Jackson, TN | \$11,647.80 | 20. St. Louis | \$53,788.40 | 20. St. Louis | \$106,087.40 |
| 21. Bellevue | \$11,779.50 | 21. Reno | \$55,914.50 | 21. Reno | \$111,529.00 |
| 22. Reno | \$11,811.80 | 22. Jackson, TN | \$58,144.90 | 22. Jackson, TN | \$116,267.46 |
| 23. Cincinnati | \$12,016.93 | 23. Cincinnati | \$59,624.52 | 23. Cincinnati | \$119,072.90 |
| 24. Springfield | \$12,982.64 | 24. Baltimore | \$63,991.73 | 24. Huntsville | \$126,000.00 |
| 25. Baltimore | \$13,175.73 | 25. Springfield | \$64,598.64 | 25. Baltimore | \$127,511.73 |
| 26. Tallahassee | \$13,259.80 | 26. Tallahassee | \$66,251.00 | 26. Springfield | \$129,118.64 |
| 27. Huntsville | \$13,290.00 | 27. Huntsville | \$66,650.00 | 27. Tallahassee | \$132,490.00 |
| 28. New Orleans | \$13,952.53 | 28. New Orleans | \$68,079.68 | 28. New Orleans | \$135,739.35 |
| 29. Washington D.C. | \$14,519.40 | 29. Washington D.C. | \$72,491.40 | 29. Boston | \$143,965.00 |
| 30. Boston | \$14,549.50 | 30. Boston | \$72,627.50 | 30. Washington D.C. | \$144,956.40 |

RESIDENTIAL WATER BILLS

Rates in effect January 1, 2007

| City | Utility Company | 1,500 cubic ft. or 11,222 gallons | Minimum Bills (0 cubic ft.) |
|-------------------|---|--------------------------------------|--------------------------------|
| 1. Memphis | Memphis Light, Gas and Water | \$17.11 | \$4.81 |
| 2. Huntsville | Huntsville Utilities | \$17.36 | \$3.39 |
| 3. Jacksonville | Jacksonville Electric Authority | \$18.34 | \$9.04 |
| 4. Little Rock | Central Arkansas Water | \$19.20 | \$4.77 |
| 5. Orlando | Orlando Utilities Commission | \$19.42 | \$6.50 |
| 6. Omaha | Metropolitan Utilities District | \$19.56 | \$4.40 |
| 7. Tallahassee | City of Tallahassee | \$19.86 | \$8.64 |
| 8. Southaven | City of Southaven-Public Works | \$20.40 | *NA |
| 9. Phoenix | City of Phoenix Water Services Department | \$21.63 | \$4.64 |
| 10. Detroit | Detroit Water and Sewerage Department | \$22.45 | \$3.41 |
| 11. Gainesville | Gainesville Regional Utilities | \$22.86 | \$4.86 |
| 12. Milwaukee | Milwaukee Water Works | \$23.28 | \$4.98 |
| 13. Las Vegas | Las Vegas Valley Water District | \$23.37 | \$4.04 |
| 14. Oklahoma City | City of Oklahoma City | \$26.71 | \$4.93 |
| 15. New York | New York City Water Board | \$27.15 | \$7.20 |
| 16. Cincinnati | Greater Cincinnati Water Works | \$27.98 | \$2.93 |
| 17. Nashville | Metro Water Services | \$28.83 | \$2.70 |
| 18. New Orleans | Sewerage and Water Board of New Orleans | \$29.42 | \$3.50 |
| 19. Louisville | Louisville Water Company | \$31.46 | \$5.65 |
| 20. Austin | Austin Water Utility | \$31.72 | \$5.25 |
| 21. Jackson, TN | Jackson Energy Authority | \$33.08 | \$8.11 |
| 22. Los Angeles | Los Angeles Department Of Water & Power | \$33.59 | *NA |
| 23. Indianapolis | Indianapolis Water Company | \$33.63 | \$8.21 |
| 24. Springfield | City Utilities of Springfield, MO | \$33.75 | \$9.00 |
| 25. St. Louis | The Metropolitan St. Louis Sewer District | \$33.97 | \$16.12 |
| 26. San Antonio | San Antonio Water System | \$34.55 | \$6.56 |
| 27. San Francisco | San Francisco Public Utilities Commission | \$34.85 | \$5.30 |
| 28. Knoxville | Knoxville Utilities Board | \$35.53 | *NA |
| 29. Philadelphia | Philadelphia Water Department | \$36.32 | \$4.61 |
| 30. Reno | Truckee Meadows Water Authority | \$37.68 | \$15.70 |
| 31. San Jose | San Jose Water Company | \$45.37 | \$12.95 |
| 32. Chattanooga | City of Chattanooga-Public Works | \$50.21 | \$9.26 |
| 33. Boston | Boston Water and Sewer Commission | \$51.72 | *NA |

* NA-(Not Applicable)

RESIDENTIAL WASTEWATER BILLS

Rates in effect January 1, 2007

| City | Utility Company | 1,500 cubic ft. or 11,222 gallons | Minimum Bills (0 cubic ft.) |
|-------------------|--|--------------------------------------|--------------------------------|
| 1. Memphis | Memphis Light, Gas and Water | \$9.82 | \$2.25 |
| 2. Milwaukee | Milwaukee Water Works | \$15.26 | \$3.86 |
| 3. Las Vegas | Clark County Sanitation District | \$15.64 | *N A |
| 4. Southaven | City of Southaven-Public Works | \$16.50 | *NA |
| 5. Omaha | City of Omaha - Public Works Department | \$17.45 | \$7.46 |
| 6. Springfield | City Utilities of Springfield, MO | \$21.49 | \$8.14 |
| 7. Phoenix | City of Phoenix Water Services Department | \$23.94 | \$4.50 |
| 8. Reno | City of Reno - Public Works Department | \$25.22 | *N A |
| 9. San Antonio | San Antonio Water System | \$26.36 | \$7.37 |
| 10. Oklahoma City | City of Oklahoma City | \$31.13 | *N A |
| 11. St. Louis | The Metropolitan St. Louis Sewer District | \$35.05 | \$7.90 |
| 12. Louisville | Metropolitan Sewer District | \$36.55 | \$12.27 |
| 13. Jackson, TN | Jackson Energy Authority | \$41.22 | \$2.74 |
| 14. Philadelphia | Philadelphia Water Department | \$41.56 | \$16.03 |
| 15. Los Angeles | Bureau of Sanitation-Financial Mgmt Div. of L.A. | \$42.75 | *NA |
| 16. Huntsville | Huntsville Utilities | \$42.86 | *N A |
| 17. New York | New York City Water Board | \$43.20 | \$11.40 |
| 18. Tallahassee | City of Tallahassee | \$44.17 | \$9.67 |
| 19. Little Rock | Little Rock Wastewater | \$45.67 | \$12.65 |
| 20. Gainesville | Gainesville Regional Utilities | \$47.73 | \$3.52 |
| 21. Cincinnati | Metro Sewer District of Greater Cincinnati | \$48.21 | \$29.80 |
| 22. Chattanooga | City of Chattanooga-Public Works | \$48.25 | *N A |
| 23. Detroit | Detroit Water and Sewerage Department | \$52.90 | \$12.53 |
| 24. Jacksonville | Jacksonville Electric Authority | \$53.69 | \$3.89 |
| 25. Nashville | Metro Water Services | \$54.93 | \$6.05 |
| 26. New Orleans | Sewerage and Water Board of New Orleans | \$56.93 | \$11.60 |
| 27. Boston | Boston Water and Sewer Commission | \$66.98 | *N A |
| 28. Austin | Austin Water Utility | \$70.23 | \$6.25 |
| 29. Knoxville | Knoxville Utilities Board | \$100.43 | *N A |
| 30. San Francisco | San Francisco Public Utilities Commission | \$105.22 | *NA |

* NA-(Not Applicable)

COMMERCIAL WATER AND WASTEWATER BILLS

Rates in effect January 1, 2007

| Water | | Wastewater | |
|-------------------------------------|-----------------|-------------------------------------|-----------------|
| 50,000 cubic ft. or 374,000 gallons | | 50,000 cubic ft. or 374,000 gallons | |
| 1. Jacksonville | \$357.60 | 1. Memphis | \$327.25 |
| 2. Huntsville | \$448.45 | 2. Omaha | \$341.09 |
| 3. Memphis | \$460.25 | 3. Milwaukee | \$386.58 |
| 4. Orlando | \$476.63 | 4. Springfield, MO | \$457.61 |
| 5. Tallahassee | \$487.88 | 5. Southaven | \$625.00 |
| 6. Little Rock | \$506.75 | 6. Phoenix | \$713.01 |
| 7. Omaha | \$522.10 | 7. Louisville | \$967.60 |
| 8. Detroit | \$572.08 | 8. Philadelphia | \$984.22 |
| 9. Milwaukee | \$580.37 | 9. Oklahoma City | \$1,058.42 |
| 10. Cincinnati | \$678.65 | 10. Tallahassee | \$1,176.09 |
| 11. Oklahoma City | \$746.14 | 11. Little Rock | \$1,284.76 |
| 12. Springfield, MO | \$765.15 | 12. Detroit | \$1,372.25 |
| 13. Jackson, TN | \$775.48 | 13. Jackson, TN | \$1,399.88 |
| 14. Southaven | \$825.00 | 14. Gainesville | \$1,403.40 |
| 15. Philadelphia | \$852.88 | 15. New York | \$1,440.00 |
| 16. Gainesville | \$883.76 | 16. Jacksonville | \$1,669.79 |
| 17. Knoxville | \$894.78 | 17. Huntsville | \$1,679.26 |
| 18. New York | \$905.00 | 18. Nashville | \$1,742.54 |
| 19. Louisville | \$922.52 | 19. Austin | \$2,268.95 |
| 20. Nashville | \$939.88 | 20. Knoxville | \$2,654.18 |
| 21. San Francisco | \$999.70 | 21. San Francisco | \$4,130.00 |
| 22. Phoenix | \$1,024.54 | | |
| 23. Reno | \$1,046.56 | | |
| 24. San Jose | \$1,102.39 | | |
| 25. Los Angeles | \$1,159.50 | | |
| 26. Austin | \$1,356.24 | | |

INDUSTRIAL WATER AND WASTEWATER BILLS

Rates in effect January 1, 2007

| Water | | Wastewater | |
|---|-------------------|---|-------------------|
| 1,500,000 cubic ft. or 11,222,000 gallons | | 1,500,000 cubic ft. or 11,222,000 gallons | |
| 1. Memphis | \$9,242.27 | 1. Memphis | \$9,817.50 |
| 2. Jacksonville | \$10,122.33 | 2. Omaha | \$10,373.48 |
| 3. Milwaukee | \$10,866.93 | 3. Milwaukee | \$11,412.06 |
| 4. Springfield, MO | \$11,640.15 | 4. Springfield, MO | \$13,362.61 |
| 5. Jackson, TN | \$11,677.25 | 5. Southaven | \$18,750.00 |
| 6. Omaha | \$11,900.06 | 6. Philadelphia | \$25,943.44 |
| 7. Huntsville | \$12,806.63 | 7. Jackson, TN | \$27,257.74 |
| 8. Little Rock | \$13,672.16 | 8. Louisville | \$29,549.81 |
| 9. Orlando | \$14,043.97 | 9. Phoenix | \$31,412.55 |
| 10. Tallahassee | \$14,479.21 | 10. Oklahoma City | \$31,752.60 |
| 11. Knoxville | \$14,841.78 | 11. Tallahassee | \$34,634.93 |
| 12. Detroit | \$15,728.83 | 12. Little Rock | \$38,142.53 |
| 13. Cincinnati | \$18,012.87 | 13. Nashville | \$39,729.37 |
| 14. Louisville | \$20,798.95 | 14. Detroit | \$40,501.78 |
| 15. Oklahoma City | \$22,239.61 | 15. Gainesville | \$41,999.98 |
| 16. Philadelphia | \$22,557.82 | 16. New York | \$43,200.00 |
| 17. Nashville | \$23,930.92 | 17. Jacksonville | \$49,831.26 |
| 18. Southaven | \$24,750.00 | 18. Huntsville | \$50,377.80 |
| 19. Gainesville | \$26,371.86 | 19. Knoxville | \$58,688.18 |
| 20. New York | \$27,150.00 | 20. Austin | \$62,165.05 |
| 21. San Francisco | \$29,589.40 | 21. San Francisco | \$123,900.00 |
| 22. Phoenix | \$30,994.99 | | |
| 23. Los Angeles | \$32,455.75 | | |
| 24. Reno | \$32,465.20 | | |
| 25. San Jose | \$32,493.07 | | |
| 26. Austin | \$37,227.35 | | |

AVERAGE MONTHLY RESIDENTIAL UTILITY BILLS

Rates in effect January 1, 2007

| | City, State | 1000 kWh Electricity | 200 Therms Natural Gas | 15 CCF Water | 15 CCF Wastewater | Total |
|-----|--------------------|-------------------------|---------------------------|--------------|----------------------|-----------------|
| 1. | Springfield, MO | \$68.40 | \$164.01 | \$33.75 | \$21.49 | \$287.65 |
| 2. | Omaha, NE | \$77.59 | \$177.42 | \$19.56 | \$17.45 | \$292.02 |
| 3. | Louisville, KY | \$65.40 | \$189.48 | \$31.46 | \$36.55 | \$322.89 |
| 4. | Southaven, MS | \$87.17 | \$211.45 | \$20.40 | \$16.50 | \$335.52 |
| 5. | San Antonio, TX | \$64.28 | \$222.98 | \$34.55 | \$26.36 | \$348.17 |
| 6. | Memphis, TN | \$78.04 | \$258.26 | \$17.11 | \$9.82 | \$363.23 |
| 7. | St. Louis, MO | \$57.05 | \$239.19 | \$33.97 | \$35.05 | \$365.26 |
| 8. | Las Vegas, NV | \$103.50 | \$227.47 | \$23.37 | \$15.64 | \$369.98 |
| 9. | Milwaukee, WI | \$109.46 | \$229.62 | \$23.28 | \$15.26 | \$377.62 |
| 10. | Detroit, MI | \$111.93 | \$193.62 | \$22.45 | \$52.90 | \$380.90 |
| 11. | Little Rock, AR | \$102.43 | \$218.96 | \$19.20 | \$45.67 | \$386.26 |
| 12. | Los Angeles, CA | \$106.05 | \$209.11 | \$33.59 | \$42.75 | \$391.50 |
| 13. | Jackson, TN | \$75.82 | \$245.06 | \$33.08 | \$41.22 | \$395.18 |
| 14. | Nashville, TN | \$82.19 | \$232.24 | \$28.83 | \$54.93 | \$398.19 |
| 15. | Huntsville, AL | \$70.58 | \$268.30 | \$17.36 | \$42.86 | \$399.10 |
| 16. | Chattanooga, TN | \$76.21 | \$229.59 | \$50.21 | \$48.25 | \$404.26 |
| 17. | Gainesville, FL | \$101.92 | \$237.79 | \$22.86 | \$47.73 | \$410.30 |
| 18. | Austin, TX | \$87.28 | \$227.23 | \$31.72 | \$70.23 | \$416.46 |
| 19. | Cincinnati, OH | \$100.76 | \$258.30 | \$27.98 | \$48.21 | \$435.26 |
| 20. | Phoenix, AZ | \$100.66 | \$290.00 | \$21.63 | \$23.94 | \$436.23 |
| 21. | Reno, NV | \$130.40 | \$251.98 | \$37.68 | \$25.22 | \$445.28 |
| 22. | New Orleans, LA | \$104.20 | \$286.58 | \$29.42 | \$56.93 | \$477.13 |
| 23. | Knoxville, TN | \$76.54 | \$283.94 | \$35.53 | \$100.43 | \$496.44 |
| 24. | Tallahassee, FL | \$137.44 | \$299.92 | \$19.86 | \$44.17 | \$501.39 |
| 25. | Boston, MA | \$194.10 | \$315.93 | \$51.72 | \$66.98 | \$628.73 |

MEMPHIS LIGHT, GAS AND WATER DIVISION
Rates and Regulatory Affairs
P.O. Box 430
Memphis, TN 38101-0430
(901) 528-4607



www.mlgw.com

5-07/MLGW/GB/1M